







PROJECT		REF		REV	ITEM CODE	
LOCATION		DATE			PAGE	


## SANITARY WARE SPECIFICATION SHEET

Item Descriptions	GROHE (Germany) "Euphoria System 310" Brushed cool sunrise shower system thermosttic mixer for wall mounting including shower head (27477XXX) and hand shower (27221XXX) ; Nominal flow rate <b>9 L/min &amp; 8.7 L/min</b> in WELS Grade <b>1</b> for both ; Registration No. SB 19-0045 & SB 19-0046 respectively
Model	26075GN0
Material	Brushed Cool Sunrise
Manufacturer	GROHE Limited
Supplier	Acme Sanitary Ware Co. Ltd Mr. Eric Wong/ Mr. Don Yuen
Contact Tel/Fax	(852) 2388-7171 / (852) 2710-8012
E-mail	acme@acmesanitary.com.hk
Website	www.acmesanitary.com.hk

Illustration/ Drawing



### Hand Shower

Dynamic flow pressure (kPa)	50	150	250	350	500
Flow rate (l/min)	6.33	9.33	9.20	8.45	8.70

### Shower Head

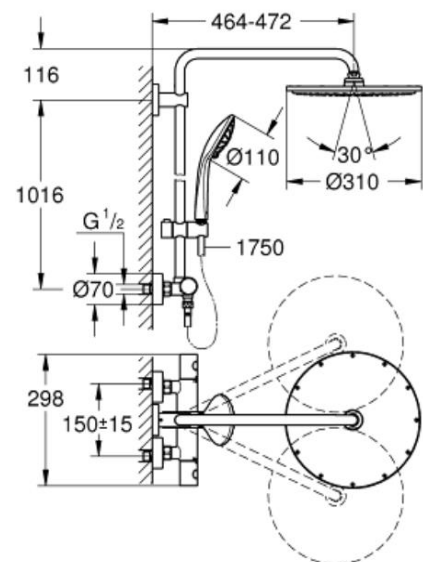
Dynamic flow pressure (kPa)	50	150	250	350	500
Flow rate (l/min)	6.35	8.93	8.60	8.43	8.80

Euphoria System 310  
Shower system with thermosttic mixer for wall mounting  
Consisting of:

horizontal swivable 450 mm projection shower arm  
exposed thermosttic shower  
with Aquadimmer function  
allows change between:  
metal head shower Rainshower Cosmopolitan 310  
27477XXX + 409374040 ("XXX" denotes colour variants)  
Rain spray pattern  
with ball joint  
rotation angle  $\pm 15^\circ$   
hand shower Euphoria 110 Massage  
27221XXX + 409374040 ("XXX" denotes colour variants)  
adjustable height via gliding element  
Silverflex shower hose 1750 mm (28 388 000)

**GROHE TurboStat** compact cartridge with wax thermosttic element  
**GROHE SafeStop** safety button at 38°C (calibration required)  
**GROHE SafeStop Plus** optional temperature limiter at 43°C inc  
**GROHE DreamSpray** perfect spray pattern  
**GROHE StarLight** finish  
Inner WaterGuide for a longer life  
**SpeedClean** anti-limescale system  
Twistfree preventing the hose from twisting  
**GROHE MetalGrip** ergonomically shaped metal handles  
min. recommended pressure 1 bar  
minimum flow rate 9 l/min.  
min. recommended pressure 1 bar  
optional upgrade: GROHE EasyReach tray (26 362)

26075AL0 (Matt black)      26075000 (Chrome plated)



#### Colour options:

- 000 I StarLight Chrome
- DC0 I SuperSteel
- DA0 I Warm Sunset
- A00 I Hard Graphite
- AL0 I Brushed Hard Graphite
- GL0 I Cool Sunrise
- GN0 I Brushed Cool Sunrise
- DL0 I Brushed Warm Sunset
- BE0 I Polished Nickel
- EN0 I Brushed Nickel

\* All information of the above is for the reference only. No prior notice is made if any changes.



Water Department

二打道七號入境事務大樓 48 樓  
48/F, Immigration Tower, 7 Gloucester Road, Wan Chai, Hong Kong

本署檔號 : (5) in WSD 3321/19 T/J(900/2019)  
Our ref.  
來函檔號 :  
Your ref.

電話 :  
Tel.  
傳真 : 2824 0578  
Fax.


25 November 2019

Dear Sir,

**Approval of "GROHE" Shower Mixer  
(General Acceptance No. C20190567)**

Your letter ref. WRC/2107 dated 28 August 2019 and subsequent submission received by this department on 14 November 2019 refer.

Having considered the test report ref. J24166r2 issued on 30 October 2019 by Nutek Systems (HK) Ltd., this Authority accepts that the fitting described below complies with, and its use when correctly installed does not contravene, the Waterworks Ordinance and Regulations.

**Name of Manufacturer:** Grohe AG  
**Country of Origin:** Portugal  
**Brand:** Grohe  
**Details of Fitting:** 1/2" Wall mounted thermostatic shower mixer  
**Model:** 26075XXX  
(where the digits "XXX" denote the code of colour)  
**Body Markings:** **GROHE**  
  
**Expiry Date:** 15 July 2024



This Authority hereby permits the use of the above fitting in fresh water plumbing systems subject to full adherence to Waterworks installation requirements. In particular, you are required to draw your customers' attention to the following requirement-

"The cold water supply to the fitting shall be drawn from the same source that supplies the hot water apparatus so as to provide a balanced pressure and to obviate the risk of scalding in the event of a restriction or failure in the water supply." AND

"The shower head or handspray should not be placed in submerged conditions and should be securely fixed to the original position after use."

A condition of this acceptance is that the fitting to be installed shall be replicas of the sample as certified by the testing agent mentioned above and without modifications. This acceptance may be withdrawn at any time if the standard of the fitting installed fails to meet that of the approved sample or if the fitting is found to be unsuitable for use in fresh water plumbing systems.

This acceptance is only applicable to the main body of the fitting, unless otherwise specified.

For the use of the fitting in any project, the General Acceptance Number of this letter must be quoted as a means of identification of acceptance of the fitting by this Authority.

Should you have any enquiries, please contact our Engineer Mr. Terry KUNG at tel. no. 3583 4086.

Yours faithfully,



(CHAN Chung-kun)

for Director of Water Supplies

Encl.

c.c. WSD 3321/1/82 ] - without catalogue  
ME/MC ] - with soft copy only





自願參與用水效益標籤計劃 - 沐浴花灑  
Voluntary Water Efficiency Labelling Scheme - Showers for Bathing




茲證明

This is to certify that

將下列花灑在本計劃內註冊：  
has registered the following shower under this scheme :

牌子 / Brand	:	GROHE
型號 / Model	:	27221XXX + 409374040 ("XXX" denotes colour variants)
原產地 / Country or Region Origin	:	Germany

在用水效益標籤上展示的標誌 <i>Symbolic Presentation on the Water Efficiency Label</i>	:	 滴水點 <i>Water droplet(s)</i>
用水效益級別 <i>Water Efficiency Grade</i>	:	1
耗水量 <i>Water Consumption</i>	:	9 公升/分鐘 <i>litres/minute</i>

簽發日期: 9 July 2019  
Date of Issue:

 水務署  
Water Supplies Department



水務署署長(張業駒代行)  
for Director of Water Supplies



自願參與用水效益標籤計劃 - 沐浴花灑  
Voluntary Water Efficiency Labelling Scheme - Showers for Bathing

Certified



註冊證書


Registration

茲證明

This is to certify that

將下列花灑在本計劃內註冊：  
has registered the following shower under this scheme:

牌子 / Brand	:	GROHE
型號 / Model	:	27477XXX + 409374040 ("XXX" denotes colour variants)
原產地 / Country or Region Origin	:	Germany

在用水效益標籤上展示的標誌 <i>Symbolic Presentation on the Water Efficiency Label</i>	:	 滴水點 <i>Water droplet(s)</i>
用水效益級別 <i>Water Efficiency Grade</i>	:	1
耗水量 <i>Water Consumption</i>	:	8.7 公升/分鐘 <i>litres/minute</i>

簽發日期: 9 July 2019  
Date of Issue:



水務署  
Water Supplies Department



水務署署長(張業駒代行)  
for Director of Water Supplies